

SAFE



EASY TO INSTALL



COMPLETE RANGE



Ditec PWR


EN

Automation system for swing gates
with wings up to 5 metres


Ditec PWR | a complete range

Ditec PWR is the new range of electromechanical actuators for swing gates in residential, condominium and industrial applications. They are designed and developed to ensure quality and strength, while making installation and maintenance easy. A complete series made up of: a motor for wings up to 2.5 m (Ditec PWR 25), a motor for wings up to 3.5 m (Ditec PWR 35) and three motors for wings up to 5 m (Ditec PWR 50 series).

Ditec PWR 25 | For wings up to 2.5 m



Ditec PWR 35 | For wings up to 3.5 m



SIMPLIFIED installation

- automation system includes asymmetric mechanical opening and closing stops, for precise stop adjustment
- one-handed installation: the hexagonal impression avoid the usage of a second tool and makes it easier to attach the actuator to the column
- pre-drilled plates for fast installation, with robust bushings for optimum distribution of forces along the front connection pin

THE RIGHT AUTOMATION SYSTEM for all applications

- set-up for remote manual release, useful when the automation system cannot be reached during an emergency (e.g. Automation system on single full wing, stuck open against the wall)
- magnetic limit switch provision (only on PWR35H) for more accurate speed adjustment during opening and closing
- ideal solution for applications which require fast opening and closing: 10 s/90° for Ditec PWR 25 and 14 s/90° for Ditec PWR 35

Hexagonal fitting



Asymmetric mechanical stop

Magnetic limit switch for PWR35H



OUR EXPERTISE AT YOUR SERVICE


A complete range. A dedicated team of specialists. Excellent technology and design. Passionate to be different.

Entrematic is a commercial partner with a complete range in the entrance-automation sector, which combines specialised know-how and high-profile brands.

The Ditec brand has been a world leader for more than 40 years, offering a complete range of automation systems for gates, automatic doors and high-speed doors.

Ditec PWR | a synonym of safety

Ditec PWR 50 | For wings up to 5 m



SIMPLE ADJUSTMENT, fast installation

- **precise adjustment of mechanical limit stops** directly on the screw (PWR50H and PWR50HR). Magnetic limit switches already assembled and wired (PWR50HV)
- **slotted mounting plate** to quickly and easily weld the bracket



FULL COMPLIANCE WITH EU DIRECTIVES AND STANDARDS



- 2014/30/EU - EMCD - Electromagnetic Compatibility Directive
- 2014/53/EU - RED - Radio Equipment Directive
- 2006/42/EC - Machines Directive - (Annex II-B; Annex II-A; Annex I-Chapter 1)

N.B.: TÜV certified with LCU40H

An automation system with countless advantages




YOUR TIME IS PRECIOUS,
don't waste it!

We know how precious your time is! That's why we've patented two new features that help to make certain assembly and maintenance operations even faster.

Installation mounting tool

Reduces the time needed to install new motors on the PWR series by 60%!

The installation mounting tool includes a spirit level to perfectly calibrate heights in a single step, without the need for additional measurements.



Grease injection valve

Thanks to the protected loading valve inside the manual release area, **universal lubricant (type EP1) can be added simply using a manual lubricator**, with no need to disassemble the actuator.




A NEW PILOT

to achieve optimum performance

- **self-learning procedure** made easier by the display and navigation buttons, the automation system can be configured in a few steps
 - **complete adjustment** of speed, acceleration and start time
 - **plastic protection** covers the electronic board
 - **Green Mode** guarantees energy savings when in standby
 - **diagnostics** with data-logging and data analysis software
- these are just a few of the functions available with the new LCU30H and LCU40H control units.

For more information about the panels, please consult the specific documentation.



STURDY AND RELIABLE

An automation system guaranteed to stand up to weather and time: **aluminium die castings, durable fixing brackets and plates** designed to resist torsion and shearing forces during movement. And that's not all! **Screws with a cataphoresis treatment** that prevents rust as well as plastic **screw protection** (PWR 25 and 35) or dustproof brushes (PWR 50). Additionally, the PWR range has successfully passed the corrosion resistance (ISO 9227) and UV ray damage resistance (ISO 489-2) tests.

THE RIGHT ACCESSORIES ARE EASY TO CHOOSE

Installation level

for fast installation of the actuators



Magnetic limit switches

- for PWR35H
- for PWR50H and PWR50HR



Remote manual release



ALSO
AVAILABLE
IN

24V
VIRTUAL
ENCODER

24V SAFE

The 24-Volt DC virtual-encoder technology enables constant electronic control of the impact forces and immediate obstacle detection, ensuring that the operating device stops or motion is reversed (if configured) when obstacles are detected. If this is not enough, you can add magnetic limit switches (on PWR 35, already assembled on PWR 50). Additionally, in the event of a power outage, the electronic control panel intervenes, activating the batteries which ensure correct operation of the system.



EASY TO INSTALL

Simple and fast installation procedure, thanks to targeted design choices: **installation level** for fast assembly, pre-drilled **fixing plates** and **mechanical stops** that merely require adjustment, are just some of the new features available in the PWR range.



COMPLETE RANGE

Choose Ditec PWR based on your needs.

By wing length:

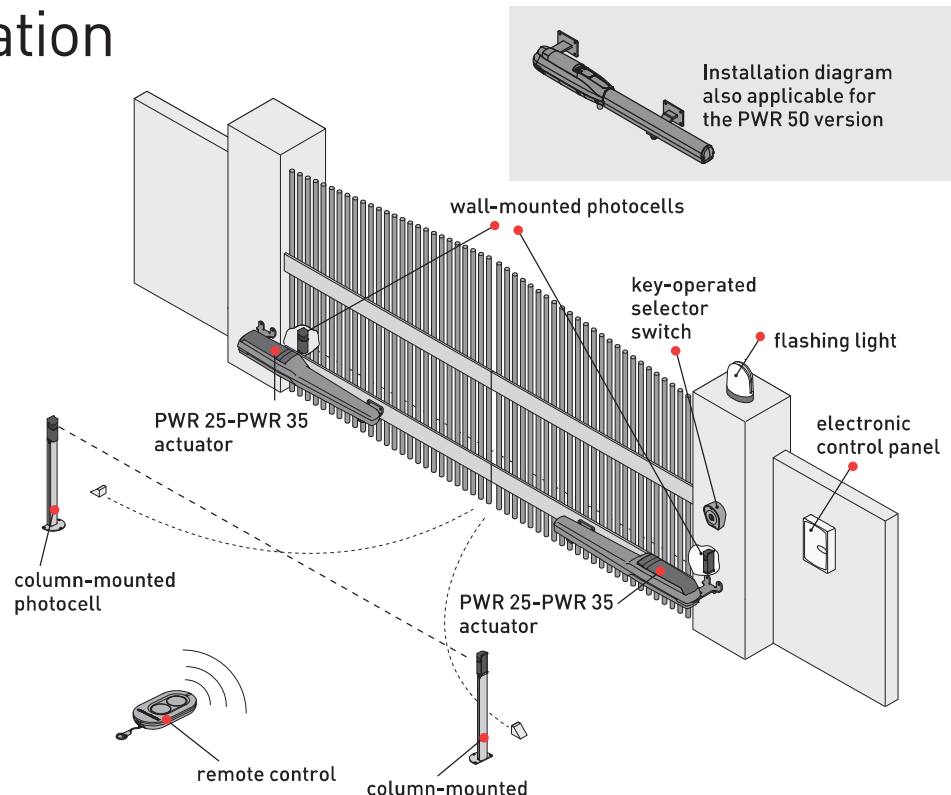
- version for wings up to 2.5 m (PWR 25), for wings up to 3.5 m (PWR 35) and for wings up to 5 m (PWR 50);

By number of cycles:

- version for frequent use (PWR 25), intensive use (PWR 35) and very intensive use (PWR 50)

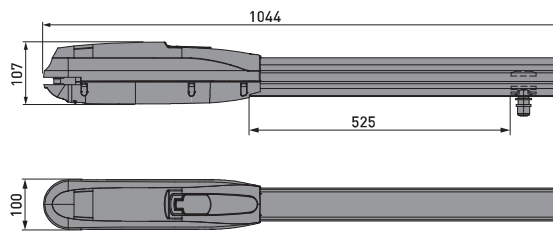
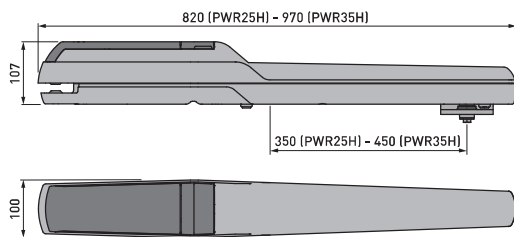
Irreversible or reversible version.

Example of installation



Discover
the entire range of
Ditec brand products at
www.ditecentrematic.com!

Ditec PWR25H
Ditec PWR35H



Ditec PWR50H
Ditec PWR50HV
Ditec PWR50HR

Technical specifications

Description	PWR25H	PWR35H	PWR50H	PWR50HV	PWR50HR
Electromechanical Actuator	irreversible for wings up to 2.5 m	irreversible for wings up to 3.5 m	irreversible for wings up to 5 m	irreversible for wings up to 5 m	reversible for wings up to 5 m
Stroke control	mechanical stop	mechanical stop magnetic limit switch (optional)	mechanical stop	magnetic limit switch	mechanical stop
Maximum capacity	400 kg x 1.5 m 200 kg x 2.5 m	600 kg x 1.75 m 250 kg x 3.5 m	800 kg x 1.75 m 280 kg x 5 m	800 kg x 1.75 m 280 kg x 5 m	800 kg x 1.75 m 280 kg x 5 m
Power supply	24 VDC				
Maximum power	5 A	5,5 A	12 A	12 A	12 A
Absorbed power	55 W nom. / 120 W max	65 W nom. / 132 W max	65 W nom. / 288 W max	65 W nom. / 288 W max	65 W nom. / 288 W max
Thrust	2000 N	3000 N	6000 N	6000 N	6000 N
Opening Time	10÷60 s / 90°	14÷80 s / 90°	14÷80 s / 90°	14÷80 s / 90°	14÷80 s / 90°
Max working travel	350 mm	450 mm	500 mm	500 mm	500 mm
Actuator maximum opening	110°	110°	120°	120°	120°
Intermittance	30 consecutive cycles at 20°C Frequent Up to 150,000 cycles	50 consecutive cycles at 20°C Intensive Up to 300,000 cycles	60 consecutive cycles at 20°C Very Intensive Up to 450,000 cycles	60 consecutive cycles at 20°C Very Intensive Up to 450,000 cycles	60 consecutive cycles at 20°C Heavy duty Up to 600,000 cycles
Duty cycle					
Release system for manual opening	key-operated	key-operated	key-operated	key-operated	key-operated
Operating temperature	-20°C / +55°C (-35°C / +55°C with NIO enabled)				
Protection level	IP44	IP44	IP44	IP44	IP44
Weight (Kg)	7,8	9	10,5	10,5	10,5
Control panel	LCU30H or LCU40H	LCU30H or LCU40H	LCU40H	LCU40H	LCU40H

Main functions of the system

Description	LCU30H	LCU40H
Control panel	for 1 or 2 24 Volt DC motors with incorporated radio decoder and 433 MHz receiver module	
433 MHz --> 868 MHz interchangeable receiver module	■	■
Mains power supply	230 V - 50/60 Hz	230 V - 50/60 Hz
Batteries	■ (with optional accessory)	■ (with optional accessory)
Motor power supply	24 V DC / 2 x 6 A	24 V DC / 2 x 12 A
Accessories power supply	24 V DC / 0,3 A direct - 0,5 A max.	24 V DC / 0,5 A direct
Electro-mechanical lock	■	■
Flashing light	24 V DC	24 V DC
Gate-open warning light	Shared with electro-mechanical lock or flashing light	■
Limit-switch provision	■	■
Virtual encoder (speed and deceleration control)	■	■
Settings adjustment	from display	from display
Braking / Slowing down	■	■
Soft start / Soft stop	■	■
Time setting	■	■
Open control	■	■
Partial opening control	■	■
Close control	■	■
Stop control	■	■
Inching control	■	■
Hold-to-run control	■	■
Adjustable automatic closing time	■	■
Contact for automatic closing management	■	■
Emergency stop	■	■
Safe closing (inversion)	■	■
Safety test (for self-testing safety devices)	■	■
NIO - Antifreeze system	■	■
Green mode (standby consumption <1 W)	■	■
Integrated datalogging (counters and recent alarm history)	■ (can be viewed on display)	■ (can be viewed on display and on PC with SW Amigo)
Extended datalogging with micro SD (in-depth records for every event)	■ (can be viewed on PC with SW Amigo)	■ (can be viewed on PC with SW Amigo)
FW update through USB/Micro SD	■	■
Operating temperature	-20°C / +55°C (-35°C / +55°C with NIO enabled)	
Protection rating	IP55	
Product dimensions (mm)	187x261x105	238x357x120



Entrematic Italy S.p.A.

Largo U. Boccioni, 1 • 21040 Origgio (VA) • Italy
Tel +39 02 963911 • Fax: +39 02 9650314
ditec@entrematic.com
www.ditecentrematic.com • www.entrematic.com

Cod. N214B - 01/2017
Ditec PWR
gdp milano 170365